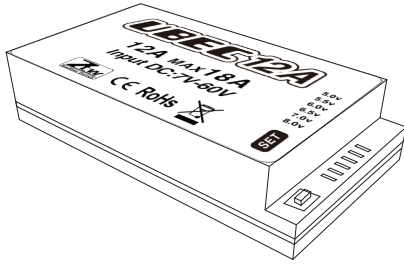


中特威/ZTW电子调速器 外置式12A UBEC使用说明



12A UBEC规格:

1. 开关式电源(Switch Mode)
2. 输出电压: 5.0V/12A, 5.5V/12A, 6.0V/12A, 6.5V/12A, 7V/12A, 8V/12A (输出电压可通过红色按键循环切换设置, 连续按红色按键3S以上才可设置)
3. 输入电压: 7V—60V (2—14S锂电池组或6-50节镍氢/镍镉电池组)
4. 输出电流: 持续输出电流12A, 峰值输出电流18A。
5. 尺寸: 60*34*15MM (长*宽*高)
6. 重量: 51g

特点:

1. 采用美国航空军用电源管理芯片, 工作效率高, 大大提高了抗干扰性, 确保接收机正常工作。
2. 输出电压LED指示功能。

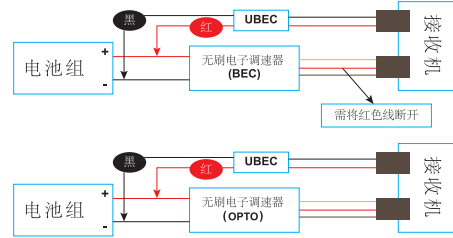
使用方法:

一. 使用OPTO电子调速器必须外接BEC (UBEC)

无刷电子调速器不需要任何更改, 只要将UBEC的输入端和电池组并联, 输出端插入接收机一个空闲通道即可, 根据需要可通过红色按键循环设置您所需的UBEC输出电压。(注明: UBEC输出端的两个接线端子可供使用)

二. 用内置BEC电子调速器连接UBEC使用方式

将BEC电子调速器信号线中红色线断开, 也就是将BEC无刷电子调速器自身的BEC输出断开, 再连接UBEC(同OPTO无刷电子调速器使用方法一样)。

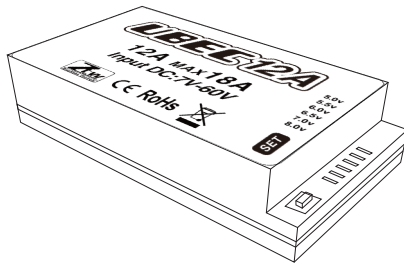


注: 因天气、场地原因, 如有干扰, 请把您的UBEC安装位置离开接收机至少5CM以上距离。



深圳市中特威科技有限公司
地址: 深圳市宝安区西乡固戍航城大道安乐工业区A4栋5楼B
电话: +86 755 29120026, 29120036, 29120056
传真: +86 755 29120016 网址: www.ztwoem.com
邮箱: marketing@ztwoem.com

User Manual of 12A UBEC



Specification Of ZTW 12A UBEC:

1. Switch Mode
2. Output: 5.0V/12A, 5.5V/12A, 6.0V/12A, 6.5V/12A, 7.0V/12A, 8.0V/12A (Output voltage is changeable by pressing Red Button circularly as requested. Note: It's just available to continuously press Red Button over 3 seconds.)
3. Input Current: Continuous Current 12A, Burst Current 18A
4. Output Current: Continuous Current 12A, Burst Current 18A
5. Size: 60.0mm*34.0mm*15.0mm (Length*Width*Height)
6. Weight: 51g

Features:

1. Adopting the USA Control and decreasing the electromagnetic interference to make sure the receiver works well.
2. Output voltage is shown by LED indicator.

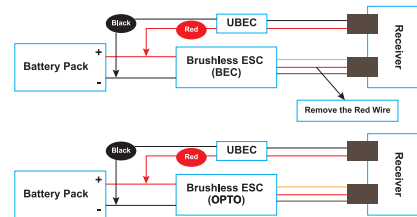
How to Use the UBEC, please carefully look at the connections as follows :

1. Connecting UBEC with ESC OPTO, you just parallelly connect the input connector of UBEC with the battery pack, and plug the output connector of the UBEC into one of spare channels of the receiver.

- ① Press the button over 3 seconds, then enter to Programming Mode.
- ② The UBEC output voltage is changeable by pressing Red Button circularly as requested.
- ③ Press the button over 3 seconds and exit from the Programming Mode.
- ④ You are ready to use the UBEC.

(Note: the two terminal connectors of UBEC output are available)

2. Using ESC SBEC, you must remove the red signal wires of ESC SBEC to receiver before connecting with the UBEC. (the connection with ESC SBEC is same as connection with the ESC OPTO)



Note: Because of the weather and ground, please connect the UBEC at least in a distance 5cm far away from the receiver to avoid the electromagnetic interference.



Shenzhen ZTW Model Science & Technology Co., Ltd
ADD: 5/F B, Block A4, Anle Industrial Estate, st. Hangcheng, Gushu, xixiang, BaoAn, Shenzhen, China, 518001
TEL: +86 755 29120026, 29120036, 29120056-808
FAX: +86 755 29120016 Http://www.ztwoem.com
E-mail: sales@ztwoem.com